

MAUWAYS NURSERY

www.mauways.co.nz



Welcome to Octobers Newsletter

Wasn't September a wonderful month for the GARDEN

Well September has come and gone as quick as a blink of an eye

But didn't we have a lovely month not too cold or hot and walking around our gardens it is just a delight to see Hostas and Trilliums popping and perennials on the move Prunes coming into flower and trees beginning to leaf up

Spring has defiantly sprung here in Mauways Gardens

Our customers have been as busy as bee's with bums full of honey and it is wonderful to see

SO onto what we need to be doing this month throughout the gardens

THE FLOWER GARDEN

Foliar feeding with liquid fertiliser will greatly help to establish young plants in the garden that have been just planted You can use liquid Seaweed like or vertefert liquid fish fertiliser

Hardy annuals like poppies and cornflower etc can be planted out into the gardens now which make great fillers in the garden

ORNAMENTAL SHRUBS

such as Deutzia, Philadelphus, Viburnum and Wegelia should be pruned hard after flowering has finished From these pruned shrubs valuable cutting material can be struck.

Roses in some areas are already flowering and should be dead head on a regular basis so as to encourage fresh flowering and by doing this regularly throughout summer and into early autumn you will have flowers all the way through the season

HEDGES

If you have a flowering hedge clip back well after flowering to dense up the hedge and to shape.

FERTILISERS

Nitrophosgia Blue is a good fertiliser to use now as it will help with leaf and stem growth and is also kind on the roots of most plants especially natives

Phosphates stimulate root development fruitfulness and fruit ripening It also helps the lawns and other plants to withstand the effects of Drought

Potash is important in the formation of all starch and sugar crops such as potatoes tomatoes and helps many plants resist disease

PROPAGATION & DIVISION

Valuable cuttings can be struck now along with recent prunings of ornamental plants that have finished flowering i.e. azaleas, Fuchsias Hydrangeas Dahlias etc

DIVISIONS

You can divide Chrysanthemums, Delphiniums, Gerberas Violets Campanulas, Alstroemeria Veronicas etc

There is types of flowers seeds that can be planted into trays now and placed into growing houses or cold frames for striking e.g.

Alyssum Amaranthus antirrhinum Aquilegia Asters begonia Candytuft Coreopsis Delphinium Geranium hollyhock Livingstone Daisy Petunia Salvia Sunflower etc



Gladiolus should be planted at fortnightly intervals from now to Christmas

Begonias, Callas, Nerines can continue to be planted and will flower in the late summer and early autumn. Any bulbs planted in late August and September should be given a little liquid food and give newly planted bulbs a little bone dust or dried blood at planting time.

MAUWAYS NURSERY

www.mauways.co.nz

PAGE 2



HOSTA'S

Do you want to grow Hosta's

Well they are very easy to grow if you follow a couple of simple rules

1. KILL EVERY SNAIL SLUG YOU SEE
2. MOIST WELL DRAINED SHADY POSTION THEY LOVE

Simple isn't it it's just the No 1 that can be a bit of a problem The simple principle of contrast size and texture is what governs what you grow. In the way of a Hosta the darker the foliage and plainer the foliage the more sunlight they will handle Otherwise dappled light to shady position is best they are gross feeders when they start to pop (grow) in spring and love a rich humus soil Slugs and Snails are one of

HOSTA JUNE



The main pests so you need to be vigilant and put down slug bait to kill them there is a product that is user friendly to animals etc called Tui Quash which is good or there is other baits that are stronger out there Hostas can be divided in June each year assuming the clump is big enough to divide Lift it wash it well and then you will see the eyes so as to know where to divide and use either a fork or sharp knife to divide Once you have separated your plants replant and side dress in spring the new plants



Preparing Hosta For division

FERTILISERS

Nitrophosgia Blue is a good fertiliser to use now as it will help with leaf and stem growth and is also kind on the roots of most plants especially natives

Phosphates stimulate root development fruitfulness and fruit ripening It also helps the lawns and other plants to withstand the effects of Drought

Potash is important in the formation of all starch and sugar crops such as potatoes tomatoes and helps many plants resist disease

Lime reduces the acidity of the soil and helps release the plant foods locked within the soil



PESTS AND DISEASES

Now is the time to start your rose spraying programme in the warmer areas as aphids will be on the move already we have found them here in our gardens and have delt to them with Super Shield you can also use soapy water or Neem Oil Also slugs and snails are on the move so bait should be put down around hostas Chatham is forget me knots renga renga's Delphiniums etc

MAUWAYS NURSERY

www.mauways.co.nz

PAGE 3



VEGETABLE GARDEN

In the warmer parts of the country when frosts have abated you can plant seeds of
Marrow Melon Pumpkin Tomatoes
Plant seedlings of
French and Runner Beans
Kumera Potato Tomato
For the rest of the country

Cabbage Capsicum Carrots Cauliflower Celery Cucumber Leek Parsley Parsnip Peas Radish Silverbeet Spinach Sweet corn Zucchini

Just before planting out your new plants leave them outside under the eaves of the house so that they will harden off as most veges come from tunnel houses to the garden centers so are quite soft

Also once planted give them a weakened drink of Liquid Fish Fertiliser which will help to prevent wilt and stress in the plants

Tomatoes like a warm well drained situation with compost dried blood and potash and they will flourish for you REMEMBER TO STAKE AND TIE UP AND REMOVE UNWANTED LATERALS

LISITNG OF MARKETS WE WILL BE AT IN OCTOBER 2011

NOW IF YOU ARE GOING TO BE ATENDING ANY OF THESE MARKETS AND WOULD LIKE TO PLACE AN ORDER WE WILL BRIGN YOUR ORDER TO THAT PARTICULAR MARKET FOR YOU FREIGHT FREE BUT YOU MUST HAVE YOUR ORDER PLACE VIA THE INTERNET OR PHONE BY NO LATER THAN WEDNSDAY BEFORE THAT PARTICULAR MARKET BY DOING IT THIS WAY YOU GUARANTEE THE PLANTS YOU WANT AND THEY ARE FREIGHT FREE TO BOOT
SO HAPPY SHOPPING ON LINE

FEILDING Farmers Mkt

Every Friday 8-00am to 2-00pm

WANGANUI River Traders

Every Saturday 8-00 to 1-00pm

GISBORNE A & P Show

Poynters Park Site NO P5

14th & 15th October

HAWKES BAY A& P Show

Hastings Show Ground

19th 20th & 21st October

FOXTON SPRING FLING

Foxton Main Street

23rd October

DANNEVIRKE GARDEN EXPO 29th October

Totara College Dannevirke

WAIRARAPA A&P Show

Chester Rd Carterton

29th October



Most varieties need staking

Pinching out the laterals