

MAUWAYS NURSERY

www.mauways.co.nz



OK WHO STOLE OCTOBER Because I don't remember seeing it come let along go

Well October has come and gone a has come and gone and what a wet one to boot we have had almost 8 inches (quilter talking here) in October and I think most of it at the end of the month as well but isn't everything in the garden looking great including the aphid on the roses etc so out with the spray and give them little green critters what for

THE FLOWER GARDEN

Now is the time to be also watching out for Thrips in the garden in your Rhodos and Viburnum Davidii so if found spray with Confidor to get rid them

By now you should be well into the planting of your flower gardens but you still have time to do some extra planting

We have a large selection of trees and shrubs and lots of new perennials as well here in the nursery so call in or visit the website at www.mauways.co.nz and shop on line with the glass of wine in had as well

FRUIT TREES

I thought I would talk a wee bit about the fruit trees and there shapes

There are 3 main shapes

Central leader

A modern shape that is popular because it requires minimal pruning (usually only after the fourth year) and because it is easy to train. A pyramid shape with one central leader and tiers of fruiting branches
Fruit produce early in the tree's life

Vase

A traditional system which has four to five leaders growing from a open centre

Espalier

Less common but regaining popularity especially for smaller gardens with limited space. A style of fruit tree training that can be particularly decorative. The tree is trained Horizontally (apples and pears) or a fan shape (stone fruit) on wires or fences

Choose an open sunny position for all fruit trees and sheltered from wind

Use a well balanced fertiliser in early spring and in autumn Sprinkle below the trees branches (drip line)

A slow release like **Magamp**

Can be added at planting time
Use compost as a mulch it will help conserve moisture and protect roots add nutrients and prevent the growth of weeds.
Pruning is done in the winter when the trees are dormant
When removing diseased or deadwood always cut through healthy tissue below the diseased section Paint large cuts with a sealing compound to protect against disease.

APPLE

After initial shaping of apples the only pruning necessary is the removal of excess twiggy growth Apples usually produce on spurs, short stubby growths attached to main stems They continue to produce on same spurs for a number of years



PLUM TREES

Plum trees also produce fruit on the same spurs as apples for several years as well. Once shape is established they also require little pruning
EXCESSIVE pruning can over stimulate tree growth at the expense of fruit

MAUWAYS NURSERY

www.mauways.co.nz

PAGE 2



PEACH & NECTERINE TREES

These trees flower on NEW WOOD made the previous summer Prune hard to encourage new growth Otherwise fruit will be produced further and further out on the branches each year. Don't remove too many flower buds or the current season's crop will suffer Flower buds are plump which growth buds are flatter.

PRUNNING AND TRAINING

The main aim to pruning is to encourage renewal of fruiting wood for regular crops of quality fruit to let light into the tree to remove diseased parts and control the trees height During the early stages of tree development the main goal is to develop the shape and framework which will support the

OUR New Japanese Iris



Iris Higo Yashaboshi

DISEASES

A COPPER SPRAY will help prevent disease invading leaves, stems and fruit BUT be careful as copper sprays can damage the leaves of Peaches and Nectarines

PLANTS FOR SHADY AREAS

Here are some shrubs that are suitable for that shady area that you are having a problem with SHRUBS

Azaleas, Boronia, Buxus, Camellias Carex Choysia Daphne Erisotemon Escallonia Fuchsia Grisilinia Hydrangea Kalmia Philadelphus Pieris Rhododendron

FERNS

Hen & Chicken (Asplenium Bulbiferum) Birds nest fern (Asplenium nidus) Black Mamaku (Medullaris cyanthea)



Hydrangea
Geoffrey Chadbund

CLIMBERS

Clematis Hardenbergia
Monstera (Fruit salad Plant)
Climbing Rata Star jasmine
(Trachelospermum) Tecomanthe


BULBS & PERENNIALS

Agapanthus Ajuga Alchemilla
mollis Aquilegia Japanese
Anemone Renga Renga Astilbie
Begonia Bergenia Clivia Corydalis
Cyclamen Hostas Chatham
Is Forget Me knots

SEE THAT WASN'T hard after all there is still a lot more out there The main thing is the feed the plants under these big shady trees really well in spring as it is them when they are putting on a big growth spurt you can use sheep manure pellets general fertiliser and Compost




Viburnum
Maresii



MAUWAYS NURSERY

www.mauways.co.nz

PAGE 3



TASKS FOR NOVEMBER

Feed the lawns to strengthen it for the coming dry season

Dead head the Rhododendrons

Spray Roses and other plants for Aphids

Take Chrysanthemum cuttings

Mulch to conserve water

Earth up potatoes from light regularly

Spray fruit trees for fungal destructive insects with an all purpose spray like Shield

Spray Gooseberries for mildew with A systemic fungicide

Apple thinning can be started soon by thinning you ensure a better quality and tastier crop Peach and nectarine can also be fruit thinned as well

Most vegetable seedlings can be planted from now onwards

Plant sunflower seeds for the kids

Marion Market Day

5th November

9-00am till 1-00pm

Broadway Marion

LISITNG OF MARKETS WE WILL BE AT IN OCTOBER 2011

NOW IF YOU ARE GOING TO BE ATENDING ANY OF THESE MARKETS AND WOULD LIKE TO PLACE AN ORDER WE WILL BRING YOUR ORDER TO THAT PARTICULAR MARKET FOR YOU FREIGHT FREE BUT YOU MUST HAVE YOUR ORDER PLACE VIA THE INTERNET OR PHONE BY NO LATER THAN WEDNSDAY BEFORE THAT MARKET

FEILDING Farmers Mkt

Every Friday 8-00am to 2-00pm

WANGANUI River Traders

Every Saturday 8-00 to 1-00pm

Haumoana Market Day 6th November

10-00am till 3-00pm

Haumoana Memorial Park

CHB A & P Show 12th November

9-00am till 4-00pm

Show Grounds Waipukurau

Waverley A & P Show 15th November

9-00 am till 4-00 pm

Waverley Show Grounds

CROSS HILLS FAIR 19th November

9-00am till 5-00pm

Cross Hills Garden Kimbolton

BAYVIEW MARKET 26th November

9-00am till 2-00pm

Petane Domain Napier

STRATFORD A & P Show 26th November

9-00am till 4-00pm

Stratford Show Grounds